



Industrial Power Supplies

Panel Mount Power Supplies


ECONOMIC

Series	Model Name ¹⁾	PFC	Output Voltage			Input Voltage Range	Dimensions in mm (L x W x H)
			Voltage	Current	Power		
PMT2  <ul style="list-style-type: none"> • Compact size • IEC 60335 / IEC 61558 approvals • Full power up to 50°C • Low no-load power consumption 	PMT-36V200W2BM		36 V	5.9 A	212.4 W	90-132V _{AC} , 180-264V _{AC} (Selectable by Switch)	159 × 97 × 30
	PMT-36V200W2BR			5.9 A	212.4 W		159 × 97 × 30
	PMT-36V350W2BM			9.7 A	349.2 W		215 × 115 × 30
	PMT-36V350W2BR			9.7 A	349.2 W		215 × 115 × 30
	PMT-48V35W2BA		48 V	0.8 A	38.4 W	90-264 V _{AC}	99 × 82 × 29
	PMT-48V50W2BA			1.1 A	52.8 W		99 × 82 × 29
	PMT-48V75W2BA			1.6 A	76.8 W		99 × 97 × 30
	PMT-48V100W2BA			2.3 A	110.4 W		129 × 97 × 30
	PMT-48V150W2BA			3.3 A	158.4 W	90-132V _{AC} , 180-264V _{AC} (Selectable by Switch)	159 × 97 × 30
	PMT-48V150W2CA			3.3 A	158.4 W	90-264 V _{AC}	159 × 97 × 30
	PMT-48V200W2BM			4.4 A	211.2 W	90-132V _{AC} , 180-264V _{AC} (Selectable by Switch)	159 × 97 × 30
	PMT-48V200W2BR			4.4 A	211.2 W		159 × 97 × 30
	PMT-48V350W2BM			7.3 A	350.4 W		215 × 115 × 30
	PMT-48V350W2BR			7.3 A	350.4 W		215 × 115 × 30
	PMT-D1V75W2□A		5 V/12 V	5.0 A/4.0 A	73 W	90-264 V _{AC}	129 × 97 × 30
	PMT-D2V75W2□A		5 V/24 V	5.0 A/2.1 A	75.4 W		129 × 97 × 30

HIGH PERFORMANCE

Series	Model Name	PFC	Output Voltage			Input Voltage Range	Dimensions in mm (L x W x H)
			Voltage	Current	Power		
PMR  <ul style="list-style-type: none"> • Built-in Remote ON/OFF (≥ 600 W) • Built-in PFC • IEC 60335 / IEC 61558 approvals • Low profile 1U design 	PMR-12V150W1AT	•	12 V	12.5 A	150 W	90-264 V _{AC} (DC input range 127-375 V _{DC})	129 × 97 × 30
	PMR-12V240W1AT	•		20.0 A	240 W		159 × 97 × 30
	PMR-12V320W1AT	•		26.7 A	320.4 W		215 × 115 × 30
	PMR-12V600W1BT	•		50.0 A	600 W		225 × 124 × 41
	NEW PMR-12V1K0W1BT	•	60.0 A	720 W	225 × 124 × 41		
	PMR-24V150W1AT	•	24 V	6.5 A	156 W	90-264 V _{AC} (DC input range 127-375 V _{DC})	129 × 97 × 30
	PMR-24V240W1AT	•		10.0 A	240 W		159 × 97 × 30
	PMR-24V320W1AT	•		13.4 A	321.6 W		215 × 115 × 30
	PMR-24V600W1BT	•		25.0 A	600 W		225 × 124 × 41
	NEW PMR-24V1K0W1BT	•		42.0 A	1,008 W		225 × 124 × 41
	NEW PMR-24V1K5W1BTB	•		62.5 A	1,500 W		90-264 V _{AC}
	PMR-36V150W1AT	•	36 V	4.3 A	154.8 W	90-264 V _{AC} (DC input range 127-375 V _{DC})	129 × 97 × 30
	PMR-36V240W1AT	•		6.7 A	241.2 W		159 × 97 × 30
	PMR-36V320W1AT	•		8.9 A	320.4 W		215 × 115 × 30
	PMR-36V600W1BT	•		16.6 A	597.6 W		225 × 124 × 41
	NEW PMR-36V1K0W1BT	•	28.0 A	1,008 W	225 × 124 × 41		
	PMR-48V150W1AT	•	48 V	3.3 A	158.4 W	90-264 V _{AC} (DC input range 127-375 V _{DC})	129 × 97 × 30
	PMR-48V240W1AT	•		5.0 A	240 W		159 × 97 × 30
	PMR-48V320W1AT	•		6.7 A	321.6 W		215 × 115 × 30
	PMR-48V600W1BT	•		12.5 A	600 W		225 × 124 × 41
NEW PMR-48V1K0W1BT	•	21.0 A		1,008 W	225 × 124 × 41		
NEW PMR-48V1K5W1BTC	•	31.25 A		1,500 W	90-264 V _{AC}		204 × 127 × 40.5



SPECIAL DESIGNS

Series	Model Name	PFC	Output Voltage			Input Voltage Range	Dimensions in mm (L x W x H)
			Voltage	Current	Power		
PMS  <ul style="list-style-type: none"> • Active current sharing • Built-in PMBus® interface • Peak power for motor drives • Supports parallel connection of up to 6 power supplies for enhanced power output 	NEW PMS-12V2K5W1BTD	•	12 V	208.3 A	2,500 W	85-264 V _{AC}	271 × 127 × 40.5
	NEW PMS-24V750W1BTD	•	24 V	31.25 A	750 W	85-264 V _{AC}	177.8 × 101.6 × 40
	NEW PMS-24V1K2W1BTD	•		50.0 A	1,200 W		204 × 127 × 40.5
	NEW PMS-24V2K5W1BTD	•		104.2 A	2,500 W		271 × 127 × 40.5
	NEW PMS-48V750W1BTD	•	48 V	15.63 A	750 W	85-264 V _{AC}	177.8 × 101.6 × 40
	NEW PMS-48V1K2W1BTD	•		25.0 A	1,200 W		204 × 127 × 40.5
NEW PMS-48V2K5W1BTD	•	52.1 A		2,500 W	271 × 127 × 40.5		

1) For options, please refer to the technical datasheet

Panel Mount Power Supplies

ECONOMIC

Series	Model Name ¹⁾	PFC	Output			Input Voltage Range	Dimensions (mm) (L x W x H)	
			Voltage	Current	Power			
PMT2 Eco  <ul style="list-style-type: none"> High line nominal input voltage 200-240 V_{AC} Compliance to EMC Class A CCC/CQC and BIS safety certifications 	NEW PMT-24V50W2BNJ		24 V	2.2 A	52.8 W	180-264 V _{AC}	99 × 82 × 29	
	NEW PMT-24V75W2BNJ			3.2 A	76.8 W		99 × 97 × 30	
	NEW PMT-24V100W2BNJ			4.5 A	108 W		129 × 97 × 30	
	NEW PMT-24V150W2BNJ			6.25 A	150 W		159 × 97 × 30	
	NEW PMT-24V200W2BNJ			8.8 A	211.2 W		159 × 97 × 30	
	NEW PMT-24V350W2BNJ			14.6 A	350.4 W		215 × 115 × 30	
	NEW PMT-48V50W2BNJ		48 V	1.1 A	52.8 W	180-264 V _{AC}	99 × 82 × 29	
	NEW PMT-48V75W2BNJ			1.6 A	76.8 W		99 × 97 × 30	
	NEW PMT-48V100W2BNJ			2.3 A	110 W		129 × 97 × 30	
	NEW PMT-48V150W2BNJ			3.3 A	158.4 W		159 × 97 × 30	
	NEW PMT-48V200W2BNJ			4.4 A	211.2 W		159 × 97 × 30	
	NEW PMT-48V350W2BNJ			7.3 A	350.4 W		215 × 115 × 30	
PMT2  <ul style="list-style-type: none"> Compact size IEC 60335 / IEC 61558 approvals Full power up to 50°C Low no-load power consumption 	PMT-12V35W2BA□		12 V	3.0 A	36 W	90-264 V _{AC}	99 × 82 × 29	
	PMT-12V50W2BA□			4.2 A	50.4 W		99 × 82 × 29	
	PMT-12V75W2BA□			6.0 A	72 W		99 × 97 × 30	
	PMT-12V100W2BA□			8.5 A	102 W		129 × 97 × 30	
	PMT-12V150W2BA□			12.5 A	150 W	90-132 V _{AC} , 180-264 V _{AC} (Selectable by Switch)	159 × 97 × 30	
	PMT-12V150W2CA□			12.5 A	150 W	90-264 V _{AC}	159 × 97 × 30	
	PMT-12V200W2BM□			17.0 A	204 W	90-132 V _{AC} , 180-264 V _{AC} (Selectable by Switch)	159 × 97 × 30	
	PMT-12V200W2BR□			17.0 A	204 W		159 × 97 × 30	
	PMT-12V350W2BM□			29.0 A	348 W		215 × 115 × 30	
	PMT-12V350W2BR□			29.0 A	348 W		215 × 115 × 30	
	PMT-15V35W2BA			15 V	2.4 A	36 W	90-264 V _{AC}	99 × 82 × 29
	PMT-15V50W2BA				3.4 A	51 W		99 × 82 × 29
	PMT-15V75W2BA		5.0 A		75 W	99 × 97 × 30		
	PMT-15V100W2BA		7.0 A		105 W	129 × 97 × 30		
	PMT-15V150W2BA		10.0 A		150 W	90-132 V _{AC} , 180-264 V _{AC} (Selectable by Switch)	159 × 97 × 30	
	PMT-15V150W2CA		10.0 A		150 W	90-264 V _{AC}	159 × 97 × 30	
	PMT-24V35W2BA□		24 V	1.5 A	36 W	90-264 V _{AC}	99 × 82 × 29	
	PMT-24V50W2BA□			2.2 A	52.8 W		99 × 82 × 29	
	PMT-24V75W2BA□			3.2 A	76.8 W		99 × 97 × 30	
	PMT-24V100W2BA□			4.5 A	108 W		129 × 97 × 30	
	PMT-24V150W2BA□			6.25 A	150 W	90-132 V _{AC} , 180-264 V _{AC} (Selectable by Switch)	159 × 97 × 30	
	PMT-24V150W2CA□			6.25 A	150 W	90-264 V _{AC}	159 × 97 × 30	
	PMT-24V200W2BM□			8.8 A	211.2 W	90-132 V _{AC} , 180-264 V _{AC} (Selectable by Switch)	159 × 97 × 30	
	PMT-24V200W2BR□			8.8 A	211.2 W		159 × 97 × 30	
	PMT-24V350W2BM□			14.6 A	350.4 W		215 × 115 × 30	
	PMT-24V350W2BR□			14.6 A	350.4 W		215 × 115 × 30	
	PMT-30V35W2BA			30 V	1.2 A	36 W	90-264 V _{AC}	99 × 82 × 29
	PMT-30V50W2BA				1.7 A	51 W		99 × 82 × 29
	PMT-30V75W2BA		2.5 A		75 W	99 × 97 × 30		
	PMT-30V100W2BA		3.6 A		108 W	129 × 97 × 30		
PMT-30V150W2BA		5.0 A	150 W		90-132 V _{AC} , 180-264 V _{AC} (Selectable by Switch)	159 × 97 × 30		
PMT-30V150W2CA		5.0 A	150 W		90-264 V _{AC}	159 × 97 × 30		
PMT-36V35W2BA		36 V	1.0 A	36 W	90-264 V _{AC}	99 × 82 × 29		
PMT-36V50W2BA			1.45 A	52.2 W		99 × 82 × 29		
PMT-36V75W2BA			2.1 A	75.6 W		99 × 97 × 30		
PMT-36V100W2BA			3.0 A	108 W	129 × 97 × 30			
PMT-36V150W2BA			4.3 A	154.8 W	90-132 V _{AC} , 180-264 V _{AC} (Selectable by Switch)	159 × 97 × 30		
PMT-36V150W2CA			4.3 A	154.8 W	90-264 V _{AC}	159 × 97 × 30		

1) For options, please refer to the technical datasheet